



Gardens open for charity Hertfordshire 2024



Visit ngs.org.uk  



Burston™
growing inspiration

Burston Garden Centre

- 1000's of home and leisure products
- Fresh food served daily
- Lifetime hardy plant guarantee

Based 1/2 mile
from J21a
M25
on A405



DESTINATION GARDEN CENTRE OF EXCELLENCE 18/19

Buy two Cream Teas For £10

Offer valid from 1/3/2024 to 30/9/2024



Offer applies to cream teas and savoury cream teas only. Only the original voucher accepted. One voucher per customer. Subject to availability. Can not be used in conjunction with any other offer. The company reserve the right to remove or amend offers. This voucher has no cash value.

Burston Garden Centre, North Orbital Road
St Albans, Herts AL2 2DS 01727 832444
For further details visit www.burston.co.uk



Burston™
growing inspiration

 @BurstonStAlbans  /BurstonGardenCentre  /burstongardencentre

Welcome to a new year of garden visiting. We have over fifty beautiful gardens in Hertfordshire opening for you, including nine that have not opened for us before. From large estates, meadows, wildlife havens and community gardens to small town gardens ... you'll find them all here.

You can start the year with our snowdrop festival in February and then visit a different garden for almost every week of the year until October. Please note that Gorhambury - opening for the first time since 1997 - and Serge Hill will only be selling tickets online. So, if you'd like to visit either of them you should go to the website to book your tickets.

You will also find sixteen of our gardens open 'By Arrangement'. For these, you can get in touch with their owners direct to book a personal and exclusive visit with your family, friends or local garden group.

Last year your support was astonishing. We raised a record amount for our beneficiary charities. We know you will love our range this year, and with your help let's make 2024 another great year.

Do come and join us. Relax with a cup of tea and a piece of cake - or maybe a glass of wine - buy some wonderful plants and have a lovely day. You will be making a big difference.

Kate and Bella Stuart-Smith, County Organisers



Cover image: 20 St Stephens Avenue

Photo by Hertfordshire National Garden Scheme photographer

 @HertfordshireNGS  @HertfordshirNGS  @hertsngs



VISIT

*Scan the QR code for full details
of all our Hertfordshire gardens*

County Organisers

Bella Stuart-Smith 07710 099132
bella.stuart-smith@ngs.org.uk

Kate Stuart-Smith 07551 923217
kate.stuart-smith@ngs.org.uk

County Treasurer

Peter Barrett 01442 393508
peter.barrett@ngs.org.uk

Publicity

Shubha Allard
shubha.allard@ngs.org.uk

Photography

Lucy Standen 07933 261347
lucy.standen@ngs.org.uk

Julie Meakins 07899 985324
meakinsjulie@gmail.com

Photography & Story Telling

Anna Marie Felice 07500 306273
annamarie.felice@gmail.com

Social Media - Facebook

Anastasia Rezanova
anastasia.rezanova@ngs.org.uk

Social Media - Twitter

Mark Lammin 07966 625559
mark.lammin@ngs.org.uk

Social Media - Instagram

Rebecca Fincham
rebecca.fincham@ngs.org.uk

Radio

Lucy Swift
lucy.swift@ngs.org.uk

Booklet Coordinator

Janie Nicholas 07973 802929
janie.nicholas@ngs.org.uk

New Gardens

Julie Wise 07759 462330
julie.wise@ngs.org.uk

Assistant County Organisers

Parul Bhatt
parul.bhatt@ngs.org.uk

Tessa Birch 07721682481
tessa.birch@ngs.org.uk

Kate de Boinville
kdeboinville@gmail.com

Barbara Goult 07712 131414
barbara.goult@ngs.org.uk

Jennifer Harnes
jenny.harnes@ngs.org.uk

Kerrie Lloyd-Dawson 07736 442883
kerrie.lloydawson@ngs.org.uk

Sarah Marsh 07813 083126
sarah.marsh@ngs.org.uk

Symbols at the end of each garden entry indicate features and items of special interest at the garden.

NEW Gardens opening for the first time this year or re-opening after a long break.

◆ Garden also opens on non-NGS days. (Gardens which carry this symbol contribute to the NGS either by opening on a specific day(s) and/or by giving a guaranteed contribution).

♿ Wheelchair access to at least the main features of the garden.

🐕 Dogs on short leads welcome.

✿ Plants usually for sale.

NPC Plant Heritage National Collection Holder.

🏠 Gardens that offer accommodation.

☕ Refreshments are available, normally at a charge.

🏖 Picnics welcome.

D Garden designed by a Fellow, Member or Pre-registered Member of the Society of Garden Designers.

🚐 Garden accessible to coaches. Coach sizes vary so please contact garden owner or County Organiser in advance to check details.

))) Cashless payments available.

Group Visits Group Organisers may contact the County Organiser or a garden owner direct to organise a group visit to a particular county or garden. Or contact Group Visits organiser, Sarah Marsh, (details above) for more information.

Children must be accompanied by an adult.

Photography is at the discretion of the garden owner; please check first. Photographs must not be used for sale or reproduction without prior permission of the owner.


Donation To indicates that a proportion of the money collected will be given to the nominated charity.

Toilets are not usually available at private gardens.



YOUR GARDEN VISITS HELP CHANGE LIVES


In 2023 the National Garden Scheme donated £3,403,960 to our beneficiaries, providing critical support to nursing and health charities.




Marie Curie
£450,000

Macmillan
Cancer Support
£450,000


Hospice UK
£450,000



Carers Trust
£350,000








The Queen's
Nursing Institute
£425,000



Parkinson's UK
£350,000

SUPPORT FOR GARDENERS

-  English Heritage £125,000
-  Perennial £100,000
-  National Botanic Garden, Wales £26,000
-  Professional Gardeners' Trust £20,000
-  Garden Museum £10,000

GARDENS AND HEALTH CHARITIES

-  Maggie's £100,000
-  Horatio's Garden £90,000
-  Army Benevolent Fund £80,000
-  Mencap £50,000
-  Sue Ryder £40,660
-  Thrive £27,300
-  Support for Community Gardens £260,000



Charity number: 1112664

Thank you!

To find out more visit ngs.org.uk/beneficiaries

OPENING DATES

All entries subject to change.
For latest information check
www.ngs.org.uk

Extended openings are shown
at the beginning of the month.

Map locator numbers are shown
to the right of each garden name.

February

Snowdrop Openings

Saturday 3rd

Walkern Hall 48

Sunday 4th

Walkern Hall 48

Tuesday 6th

◆ Benington Lordship 6

Wednesday 7th

8 Gosselin Road 22

Friday 9th

8 Gosselin Road 22

Wednesday 14th

8 Gosselin Road 22

Sunday 18th

Serendi 42

Friday 23rd

1 Elia Cottage 15

Sunday 25th

1 Elia Cottage 15

March

Wednesday 13th

8 Gosselin Road 22

Saturday 16th

◆ Hatfield House West Garden 24

Saturday 23rd

Walkern Hall 48

Sunday 24th

Walkern Hall 48

April

Wednesday 10th

8 Gosselin Road 22

Sunday 14th

Alswick Hall 1

Wednesday 24th

The Mill House 33

Saturday 27th

The Mill House 33

Sunday 28th

Hill House 26

The Mill House 33

◆ St Paul's Walden Bury 39

May

Every day from Saturday

11th to Sunday 19th

42 Falconer Road 17

Sunday 5th

Patchwork 35

Pie Corner 36

Wednesday 15th

Rustling End Cottage 38

Friday 17th

Rustling End Cottage 38

Saturday 18th

The Manor House, Ayot St Lawrence 30

Sunday 19th

◆ Ashridge House Gardens 3

Beesonend House 5

The Manor House, Ayot St Lawrence 30

◆ St Paul's Walden Bury 39

Sarratt Community Garden 41

Wednesday 22nd

Gorhambury House 21

Sunday 26th

◆ Benington Lordship 6

15 Gade Valley Cottages 20

The Pines 37

Monday 27th

43 Mardley Hill 31

June

Sunday 2nd

Brambley Hedge 7

Serge Hill Gardens 43

Saturday 8th

 Mill End Farmhouse 32

Sunday 9th

Amwell Cottage 2

 Mill End Farmhouse 32

Wednesday 12th

 30 West Street 51

Saturday 15th

 30 West Street 51

Sunday 16th

Thundridge Hill House 47

Friday 21st

28 Fishpool Street 18

Saturday 22nd

Eastmoor Lodge 14

Sunday 23rd

Brent Pelham Hall 8

28 Fishpool Street 18

Warrenwood 49

Friday 28th

The White Cottage 52

Saturday 29th

2 Barlings Road 4

Sunnyside Rural Trust Trail 44

Sunday 30th

Greenwood House 23

♦ St Paul's Walden Bury 39

St Stephens Avenue Gardens 40

July**Friday 5th**

16 Langley Crescent 28

Saturday 6th

16 Langley Crescent 28

Sunday 7th**NEW** 49 Ellis Fields 16

Gable House 19

9 Tannsfeld Drive 45

Friday 19th

28 Fishpool Street 18

Sunday 21st

15 Gade Valley Cottages 20

Morning Light 34

Sunday 28th

35 Digswell Road 13

August**Every day from Friday 30th**

♦ The Celebration Garden 10

Saturday 3rd

12 Longmans Close 29

Sunday 4th

12 Longmans Close 29

9 Tannsfeld Drive 45

NEW Tewin Greens 46**Sunday 18th**

Patchwork 35

Sunday 25th

8 Kingcroft Road 27

Monday 26th

8 Kingcroft Road 27

Saturday 31st

Burloes Hall 9

September**Every day to Sunday 15th**

♦ The Celebration Garden 10

Sunday 1st

Burloes Hall 9

St Stephens Avenue Gardens 40

Sunday 15th

Alswick Hall 1

Sunday 22nd

35 Digswell Road 13

Sunday 29th

The Pines 37

By Arrangement

Arrange a personalised garden visit with your club, or group of friends, on a date to suit you. See individual garden entries for full details.

NEW 38 The Clump 11

10 Cross Street 12

35 Digswell Road 13

Eastmoor Lodge 14

1 Elia Cottage 15

42 Falconer Road 17

NEW High Close 25

12 Longmans Close 29

NEW Mill End Farmhouse 32

Morning Light 34

Patchwork 35

Pie Corner 36

Serendi 42

9 Tannsfeld Drive 45

Thundridge Hill House 47

Waterend House 50

The National Garden Scheme donated £3,403,960 to our nursing and health beneficiaries from money raised at gardens open in 2023.

THE GARDENS

1 ALSWICK HALL C1

Hare Street Road, Buntingford, SG9 0AA. Mike & Annie Johnson, www.alswickhall.com/gardens. 1m from Buntingford on B1038. From the S take A10 to Buntingford, drive into town & take B1038 E towards Hare St Village. Alswick Hall is 1m on R. **Sun 14 Apr, Sun 15 Sept (12-4). Adm £8, chd free. Light refreshments. Licensed bar, barbeque, teas and home-made cakes.** Listed Tudor House with five acres of landscaped gardens set in unspoiled farmland. Two well established natural ponds with rockeries. Herbaceous borders, shrubs, woodland walk and wildflower meadow with a fantastic selection of daffodils, tulips, *Camassias* and crown imperials. Later in the year, enjoy the spectacular dahlia beds and late season planting, formal beds and orchard. A plant stall and various trade stands as well as children's face painting. Good access for wheelchair users with lawns and wood chip paths. Slight undulations.

♿ 🐕 🌸 🚻 🍵 🎵

2 AMWELL COTTAGE B2

Amwell Lane, Wheathampstead, AL4 8EA. Colin & Kate Birss, www.instagram.com/amwellcottage. ½m S of Wheathampstead. From St Helen's Church, Wheathampstead turn up Brewhouse Hill. At top L fork (Amwell Ln), 300yds down lane, park in field opp. **Sun 9 June (2-5). Adm £5, chd free. Home-made teas.** Informal garden of approx 2½ acres around C17 cottage. Large orchard of mature trees, with billows of cow parsley in spring, laid out with paths. Extensive lawns with borders, framed by tall yew hedges and old brick walls. Daffodils early in the year. Many roses in beds, borders and a tunnel. Stone seats with views, woodland pond, greenhouse, vegetable garden with raised beds and fire-pit area. Wheelchair access via gravel drive.

♿ 🐕 🌸 🚻 🍵 🎵

3 ♦ ASHRIDGE HOUSE GARDENS B2

Berkhamsted, HP4 1NS. EF Corporate Education Ltd, 01442 843491, tickets@ashridge.hult.edu, www.ashridgehouse.org.uk. 4m N of Berkhamsted. 1m S of Little Gaddesden. Please use HP4 1NS with Sat Navs. What3words app - fenced.liquid.reverses. **For NGS: Sun 19 May (10-5). Adm £7.50, chd free. Light refreshments at Bakehouse Café. Ashridge House & Bakehouse only accepts payments by card. Dine inside & out in the courtyard, for both light refreshments & substantial meals.** Plants in aid of Ashridge House Gardens. **For other opening times and information, please phone, email or visit garden website.** The Grade II* gardens were designed by Humphry Repton, in 1813, and modified by Sir Jeffry Wyatville. The 190 acres inc formal gardens, a large lawn area leading to avenues of trees and arboretum. In May, highlights of the garden inc the azaleas and Rhododendron Avenue and spring bedding displays. Once a monastic site then home to Henry VIII and his children. One of Repton's finest gardens with influences from the Bridgewater dynasty, comprising colourful formal bedding, a rosary, shrubberies and breathtaking views. Free garden introduction talks available on the day. The main garden features, cafe and toilets are accessible via wheelchair.

♿ 🐕 🌸 🚻 🚗 🍵 🎵

4 2 BARLINGS ROAD B2

Harpenden, AL5 2AN. Liz Machin. 1m S of Harpenden. Take A1081 S from Harpenden, after 1m turn R into Beesonend Ln, bear R into Burywick to T-junc. Turn R and follow signs. **Evening opening Sat 29 June (5-8). Adm £5, chd free. Wine.** This garden has been developed over many years to provide a haven of privacy and peace in an urban setting. Mature trees, shrubs, climbers and perennials with interesting leaf form give year-round structure/interest. Island beds invite inspection from several perspectives. The tranquil courtyard garden uses plants from a limited colour palette. A shady corner and formal pond add extra interest.

🍵

B BEESONEND HOUSE **B2**

Beesonend Lane, Harpenden, AL5 2AB. John & Sarah Worth. Turn off A1081 (turn R from Harpenden & L from St Albans). Keep L up Beesonend Ln, past cottages & derelict stables on the L. Beesonend House is on L next to white stones. **Sun 19 May (11-4). Adm £5, chd free. Light refreshments.**

There are four garden areas. The East Garden is lawned with herbaceous borders, pleached hedges, a Japanese-themed border and a eucalyptus tree. The South Garden has herbaceous borders and a semi-mature Lebanese cedar. The South-West Garden has a pond and orchard. The North Garden has a circular lawn, with pots, roses and a herbaceous border. There is a vegetable garden and a greenhouse.

♿ 🐕 🌸 ☕ 🗺️

B ♦ BENINGTON LORDSHIP **C2**

Stevenage, SG2 7BS. Mr & Mrs R Bott, 01438 869668, garden@beningtonlordship.co.uk, www.beningtonlordship.co.uk. 4m E of Stevenage. In Benington Village, next to church. Signs off A602. **For NGS: Tue 6 Feb (11-4). Cream teas in February, served in onsite tea room. In May, refreshments in parish hall adjacent to garden. Sun 26 May (2-5). Adm £8, chd £4. For other opening times and information, please phone, email or visit garden website.**

A seven acre site with ruin of C12 Norman keep and C19 neo Norman folly. Highlights inc spectacular snowdrops and spring bulbs; formal rose garden; walled kitchen garden with vegetables, bantams, and wildflower meadow; orchard with perennial meadow; lake; unspoilt panoramic views over surrounding parkland. Recent replanting of main border with plants resistant to climate change and wildlife friendly. Country Life and Gardens Illustrated. As the garden is on a slope and paths are uneven so there is only partial wheelchair access. Accessible WC available in parish hall.

♿ 🚗 ☕ 🗺️ 🗺️

B BRAMBLEY HEDGE **B2**

1 Chequers Lane, Preston, Hitchin, SG4 7TX. Lynda & Steve Woodward. 3m S of Hitchin. From A602, Three Moorhens r'about take exit to Gosmore, pass through Gosmore and continue for about 2m into Preston. Chequers Ln is 1st on R, by white fence. **Sun 2 June (12.30-5.30). Adm £4, chd free. Home-made teas.**

Brambley Hedge covers an area of approx ¼ acre. The front garden is mainly set to shrubs and small trees. The rear garden is sections or 'rooms' planted in a cottage style, with around 40 varieties of roses, popular and some less common perennials. There is also a vegetable plot and numerous pots for annuals. The owner is a keen amateur wood turner and some of his work will be on show. The paths are mainly flat and level, some may be slightly narrow.

♿ 🐕 🌸 ☕ 🗺️

B BRENT PELHAM HALL **D1**

Brent Pelham, Buntingford, SG9 0HF. Alex & Mike Carrell. From Buntingford take the B1038 E for 5m. From Clavering take the B1038 W for 3m. **Sun 23 June (1-4). Adm £8, chd free. Home-made teas in the Estate Office.** Surrounding a beautiful Grade I listed property, the gardens consist of 12 acres of formal gardens, redesigned in 2007 by the renowned landscaper Kim Wilkie. With two walled gardens, a potager, walled kitchen garden, greenhouses, orchard and a new double herbaceous border, there is lots to discover. The further 14 acres of parkland boast lakes and wildflower meadows. All gardened organically. Access by wheelchair to most areas of the garden, inc paths of paving, gravel and grass.

♿ 🌸 ☕ 🗺️

There are brilliant plant sales at many gardens. Look out for the 🌸 symbol in the garden description – and don't forget to bring a bag to carry your plants home in.



Aylett Nurseries

The Complete Garden Centre

A well known family business established in 1955, one of the Country's leading Garden Centres and specialist grower of Dahlias.



North Orbital Road, St. Albans, Herts, AL2 1DH
Tel: 01727 822255

www.aylettnurseries.co.uk

Follow us @aylettnurseries   

Outdoor Plants • Houseplants • Garden Sundries
Home Grown Plants • Café • Gift Shop
Plant Information & Advice Centre
Garden Furniture • Free Parking • EV Charging

Our Celebration Garden is open all year and proud to be collecting funds for the National Garden Scheme.

Don't miss our **Autumn Festival 30th Aug - 15th Sept 2024** when our famous home grown Dahlias are in flower!

7 BURLOES HALL C1

Newmarket Road, Royston, SG8 9NE. Lady Newman, www.burloeshallweddings.co.uk.

1m N of Royston. From M11/A505 turn L on Newmarket Rd. 200yds 1st turning on L Burloes Hall or B1329 from Barley to Royston, turning on L signed Burloes Farm. Sat 31 Aug, Sun 1 Sept (11-5).

Adm £6, chd free. Home-made teas.

Formal gardens with deep colourful mixed herbaceous borders. Bountiful Nepeta and white roses. Handsome beech trees and mature yew hedges with extensive lawns.

♿ 🐕 🌸 ♻️ 🍵 🚫 🎵

10 ♦ THE CELEBRATION GARDEN B3

North Orbital Road, St Albans, AL2 1DH. Aylett Nurseries Ltd,

01727 822255, info@aylettnurseries.co.uk, www.aylettnurseries.co.uk.

The Celebration Garden is adjacent to Garden Centre. Aylett Nurseries is on the E-bound carriageway of A414, S of St Albans, between Park St r'about & London Colney r'about. Turn L on entry & drive through green gates at end of car park.

For NGS: Daily Fri 30 Aug to Sun 15 Sept (10-4). Adm by donation. Light refreshments. Tea Tent offering sandwiches, cakes and ice creams with hot and cold drinks. Larger choice available in the Seasons Café.

For other opening times and information, please phone, email or visit garden website. The Celebration Garden is accessed through our famous dahlia field. More dahlias are planted in the garden itself with other herbaceous plants and shrubs. There is also a wildflower border with insect hotel and a willow tunnel. The garden is open all year to visit during the garden centre opening hours. It is especially spectacular from July to early autumn when some 5,000 dahlias are in flower. Annual Autumn Festival held in September. Refreshments available all year round in Seasons Café situated in the Garden Centre. Wheelchair access to the Celebration Garden via grass paths.

♿ 🐕 ♻️ 🍵 🚫 🎵

NEW 38 THE CLUMP B3

Rickmansworth, WD3 4BQ. Rupert & Fiona Wheeler, 01923 776858, rupert_wheeler@sky.com.

1m W of Rickmansworth. From junc 18 of the M25, drive towards Rickmansworth for about 350 yards, turn R into The Clump. No. 38 is about 350 yards on the R.

Visits by arrangement May to Oct for groups of 5 to 20. February Snowdrop visits also available. Adm £5, chd free. Light refreshments. A plantsman's garden containing unusual trees and shrubs on the edge of a wood. The shrubs and trees in the middle garden surround a pond and create an air of relaxing tranquillity. The rear garden is the setting for modern sculptures. There is also a collection of cacti. The various levels and slopes of the garden make it unsuitable for wheelchairs.

♻️ 🎵

12 10 CROSS STREET C1

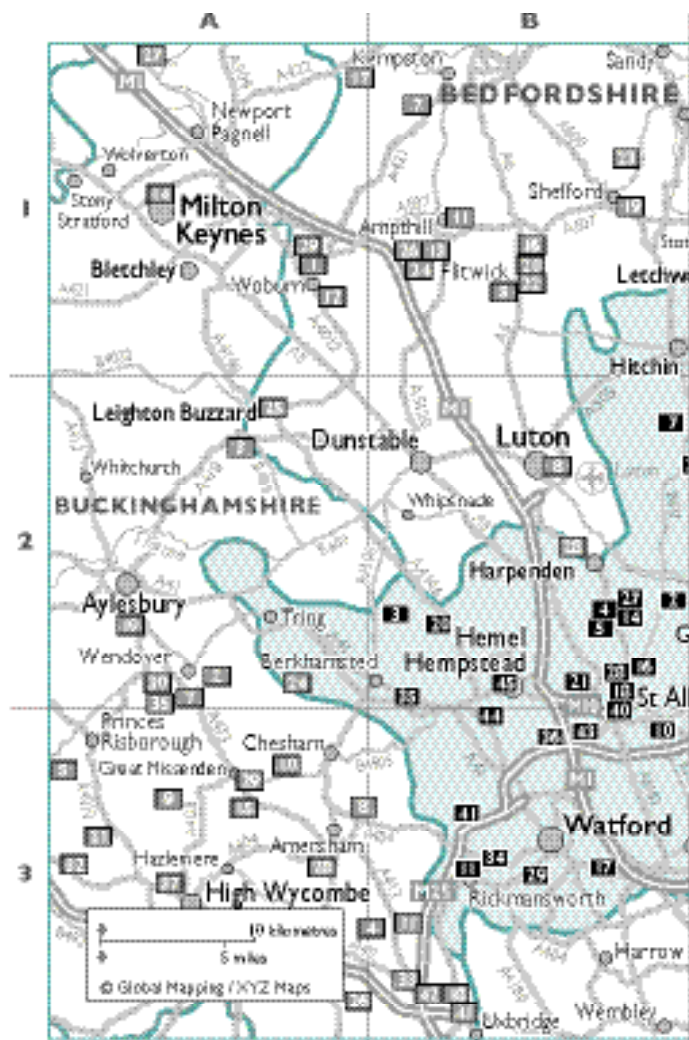
Letchworth Garden City, SG6 4UD. Renata & Colin Hume, 01462 678340, renata@cyclamengardens.com, www.cyclamengardens.com.

Nr town centre. From A1(M) J9 signed Letchworth, across 2 r'abouts, R at 3rd, across next 3 r'abouts L into Nevells Rd, 1st R into Cross St.

Visits by arrangement Jan to Nov for groups of 10 to 30. A garden with mature fruit trees is planted for interest throughout the year. The structure of the garden evolved around three circles- two grass lawns and a wildlife pond. Mixed borders connect the different levels of the garden The English Garden, Nov 2019. A Year in the English Garden, 2020 Edition. Garden Answers, Oct 2020. One of the 'inspirational gardens' featured in Alan Titchmarsh's TV series Love your Garden, April 2023. Not suitable for wheelchairs.

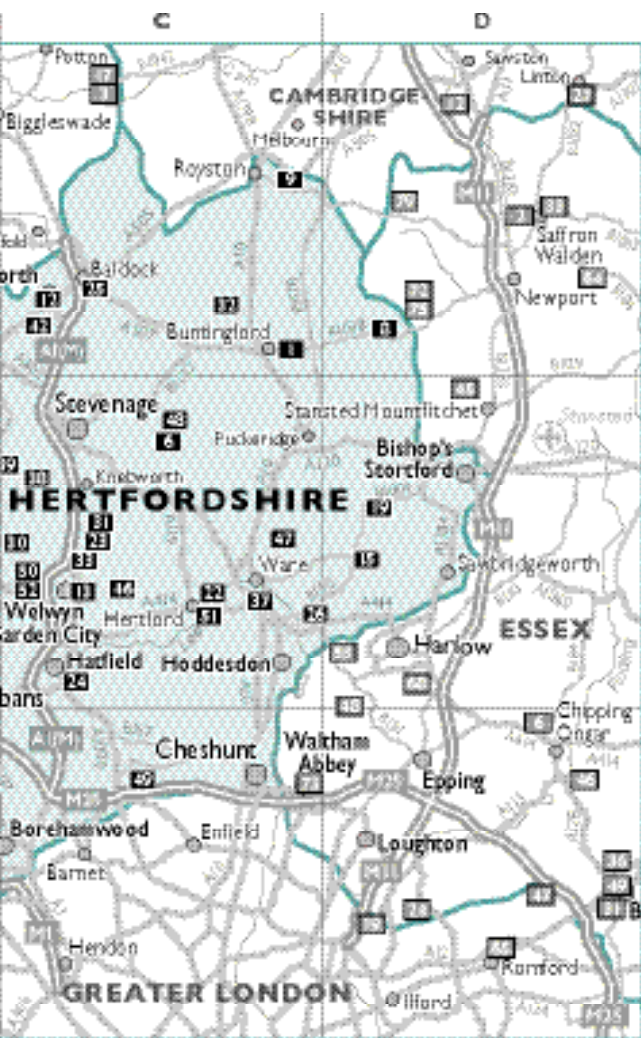
🐕 🌸 ♻️ 🎵

Our donation to Marie Curie this year equates to
17,496 hours of nursing care.



Open your garden with the National Garden Scheme and join a community of like-minded individuals, all passionate about gardens, and raise money for nursing and health charities. Big or small, if your garden has quality, character and interest we'd love to hear from you.

Contact julie.wise@ngs.org.uk



13 35 DIGSWELL ROAD C2

Welwyn Garden City, AL8 7PB. Adrian & Clare de Baat, 01707 324074, adrian.debaat@ntlworld.com, www.adriansgarden.org. $\frac{1}{2}$ m N of Welwyn Garden City centre. From the Campus r'about in city centre take N exit just past the library into Digswell Rd. Over the White Bridge, 200yds on L. **Sun 28 July (2-5.30); Sun 22 Sept (1.30-4.30). Adm £5, chd free. Home-made teas.** Refreshments in aid of Isabel Hospice at July opening. **Visits also by arrangement July to Oct for groups of 10 to 20. Adm inc tea or coffee and cake.** Town garden of around a $\frac{1}{3}$ acre with naturalistic planting inspired by the Dutch garden designer, Piet Oudolf. The garden has perennial borders plus a small meadow packed with herbaceous plants and grasses. The contemporary planting gives way to the exotic, inc a succulent bed and under mature trees, a lush jungle garden inc bamboos, bananas, palms and tree ferns. Daisy Roots Nursery will be selling plants. Grass paths and gentle slopes to all areas of the garden.

♿ ✿ ☕ 📞

14 EASTMOOR LODGE B2

East Common, Harpenden, AL5 1DA. Ekaterina and Julian Gilbert, 07966 665794, kate2304g@yahoo.com. 1m S of Harpenden, turn L onto Limbrick Rd. After 400 yds, turn R onto East Common Rd. After 100 yds turn L. The house is the 3rd on the L. For parking use the car park opp Bamville Cricket club. **Sat 22 June (12-4). Adm £5, chd free. Home-made teas.** **Visits also by arrangement 6 May to 31 Aug for groups of 8 to 20.** Beautiful modern garden of half an acre featuring an extensive collection of David Austin roses, various perennials, dwarf azaleas, rhododendrons and beautiful hydrangeas, within a woodland setting of giant redwood and other conifer trees. Not suitable for wheelchairs due to steps.

☕ 📞

15 1 ELIA COTTAGE D2

Nether Street, Widford, Ware, SG12 8TH. Margaret & Hugh O'Reilly, 01279 843324, hughoreilly56@yahoo.co.uk. B1004 from Ware towards Much Hadham. Travel down dip towards Much Hadham, at Xroad take R into Nether St. 8m W of Bishop's Stortford on B1004 through Much Hadham at Widford sign turn L. B180 from Stanstead Abbots. **Fri 23, Sun 25 Feb (12.30-5.30). Adm £5, chd free. Light refreshments. Visits also by arrangement 23 Feb to 30 Sept.** A $\frac{1}{3}$ acre garden reflecting the seasons. Snowdrops, hellebores and crocus welcome visitors in spring. These are followed in June by clematis and roses. There is a pond, cascade water features, stream with Monet-style bridge. Plenty of seats and two summerhouses. Steep nature of garden and uneven paths means we are sorry no wheelchair access. New $\frac{1}{2}$ acre wildflower meadow opposite. Due to the nature of the garden it is very difficult for wheelchair users to access the garden.

✿ ☕ 📞

16 NEW 49 ELLIS FIELDS B2

St Albans, AL3 6BG. Karen Blain. Situated at the far end of Ellis Fields. **Sun 7 July (12-5). Adm £4, chd free. Home-made teas. Coffee and cakes also available.** A small tranquil urban garden, with both front and back gardens for viewing. Lots of structural evergreen plants and seasonal planting. There are lots of bee and bird friendly summer flowers, and copious numbers of hydrangeas! Painted wooden arches and pathways lead you to raised decked seating areas to enjoy the plants. Wheelchair access via a side gate. The garden should be mostly accessible to all. There are two short steps to slightly higher levels.

♿ ☕ 📞

47,000 people affected by cancer were reached by Maggie's centres supported by the National Garden Scheme over the last 12 months.

17 42 FALCONER ROAD B3

Bushey, Watford, WD23 3AD. Mrs Suzette Fuller, 07714 294170, suzettesdesign@btconnect.com. M1 J5 follow signs for Bushey. From London A40 via Stanmore towards Watford. From Watford via Bushey Arches, through to Bushey High St, turn L into Falconer Rd, opp St James church. **Daily Sat 11 May to Sun 19 May (12-6). Adm £4, chd free. Light refreshments.** Visits also by arrangement Feb to May for groups of up to 10. Enchanting, magical and unusual Victorian style space. Bird cages and chimney pots feature, plus a walk through conservatory with many plants. Children so very welcome.

♿ ☕ 🎵

18 28 FISHPOOL STREET B2

St Albans, AL3 4RT. Jenny & Antony Jay, www.instagram.com/jenjay. **fishpool.** 28 is at the Cathedral end of Fishpool St. Entrance to the garden is through the Lower Red Lion car park. **Evening opening Fri 21 June (6-8). Wine. Sun 23 June (2-5). Home-made teas. Evening opening Fri 19 July (6-8). Wine. Adm £7, chd free.**

Sculpted box, yew hedging and a C17 Tripe House feature strongly in this tranquil oasis set in the vicinity of St Albans Cathedral. Gravel paths lead to a lawn surrounded by late flowering sustainable herbaceous perennial borders and a relaxed woodland retreat. Imaginative planting in all areas offer unique perspectives. Plants are on sale. Not suitable for wheelchairs due to differing levels.

✳ ☕ 🎵

19 GABLE HOUSE D2

Church Lane, Much Hadham, SG10 6DH. Tessa & Keith Birch. *Situated in the picturesque & historic village of Much Hadham. Follow signs to the church. Continue around the R bend & past several white cottages. Gable House driveway is immed on R. Please park in the High St.* **Sun 7 July (12-4). Adm £5, chd free.** Enjoy this colourful and walled village garden of just under an acre. Surrounding the house on three sides, the design is both formal and naturalistic, with structural clipped evergreens and sweeping abundant herbaceous borders. The planting displays an emphasis on strong colour and varied texture. Features inc a woodland walk, a wildlife pond and a cutting garden. Matched funding of all sales goes to Brain Tumour Research. Wheelchair access, level with easy access.

♿ 🐕 ✳ ☕ 🎵



the plant specialist nursery

specialist growers of a wide
range of hardy herbaceous
perennials & ornamental
grasses - many are in
our display gardens

7 Whitefield Lane Great Missenden
Buckinghamshire HP16 0BH
Telephone: +44 (0) 1494 866650

www.theplantspecialist.co.uk

OPEN APRIL to OCTOBER
WED THURS FRI SAT 10am - 5pm
SUN & BANK HOLIDAY MONDAYS 10am - 4pm

20 15 GADE VALLEY COTTAGES B2

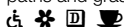
Dagnall Road, Great Gaddesden, Hemel Hempstead, HP1 3BW.

Bryan Trueman. 3m N of Hemel Hempstead. Follow B440 N from Hemel Hempstead. Through Water End. Go past turning for Great Gaddesden on L. Park in village hall car park on R. Gade Valley Cottages on R (short walk). **Sun 26 May, Sun 21 July (1.30-5). Adm £5, chd free. Home-made teas.**

Medium sized sloping rural garden. Patio, lawn, borders and pond. Paths lead through a woodland area emerging by wildlife pond and sunny border. A choice of seating offers views across the beautiful Gade Valley or quiet shady contemplation with sounds of rustling bamboos and bubbling water. Many acers, hostas and ferns in shady areas. *Hemerocallis*, dahlias, iris, *Crocsmia* and phlox found in sun. Unsuitable for wheelchairs as garden has steps and sloping gravel paths.

**21 GORHAMBURY HOUSE B2**

Gorhambury, St Albans, AL3 6AH. **Viscount and Viscountess Grimston, www.gorhamburyestate.co.uk.** Please use AL3 6AE in SatNav to take you to the correct gate. Parking will be in a field close to the house. **Wed 22 May (10-3). Adm £12, chd free. Pre-booking essential, please visit www.ngs.org.uk for information & booking. Home-made teas.** Gorhambury House garden was laid out in the 1820s and has evolved over the generations. The current owners have engaged Tom Stuart-Smith to do the design and planting plans and this blends with the older elements that are still in place. In May and June there are some wonderful rhododendrons, camellias, flowering shrubs and trees as well as formal lawns, wildflower meadows and historic topiary. Gravel paths and grass with a wheelchair accessible WC.

**22 8 GOSSELIN ROAD C2**

Bengeo, Hertford, SG14 3LG. **Annie Godfrey & Steve Machin, www.daisyroots.com.** Take B158 from Hertford signed to Bengeo. Gosselin Rd 2nd R after White Lion Pub. **Wed 7, Fri 9, Wed 14 Feb, Wed 13 Mar, Wed 10 Apr (1-4). Adm £5, chd free.** Daisy Roots nursery garden acts as trial ground and show case for perennials and ornamental grasses grown there. Over 250 varieties of snowdrop in February, deep borders packed with perennials and grasses later in the year. Small front garden with lots of foliage interest. Regret no dogs.

**23 GREENWOOD HOUSE C2**

2a Lanercost Close, Welwyn, AL6 0RW. **David & Cheryl Chalk.** 1½m E of Welwyn village, close to J6 on A1(M). Off B197 in Oaklands. Opp North Star pub turn into Lower Mardley Hill. Park here unless you are disabled as there is very limited parking at house (10 min walk up). Take Oaklands Rise to top of the hill & take L fork. **Sun 30 June (2-5). Adm £5, chd free. Home-made teas. Coffee, soft drinks and a selection of cakes also available.**

Secluded garden of ⅓ acre surrounds our contemporary home and backs on to a beautiful ancient woodland. Garden has been transformed over the last 14 years, with mature trees providing a natural backdrop to the many shrubs, Japanese maples and perennials which provide interest and colour throughout the seasons. Access to rear garden across pebble paths and some steps.



In addition to our annual donations to nursing and health charities, the National Garden Scheme gives grants to help community gardening projects and have supported over 100 projects to date.

To find out more, visit our website
ngs.org.uk/who-we-are/community-gardens-award



You don't need to open your garden to get involved and make a difference!

Everyone is invited – whatever the state or size of your garden. Gather your friends, share your garden and hold a Great British Garden Party fundraiser. Every cuppa poured, cake sliced, and garden enjoyed will help make a difference to some of the best-loved nursing and health charities.

Visit ngs.org.uk/gardenparty to find out how you can get involved.



Hertfordshire Gardens Trust

Join us and you will be helping to preserve Hertfordshire's historic gardens and landscape.

As a member you will be able to...

- * Visit gardens and houses not usually open to the public
- * Attend expert lectures and guided walks, all year round
- * Enjoy our monthly email newsletter

Annual membership is from £20 (single), or £30 (couples). Please contact membership@hertsgardenstrust.org.uk for more details. We'd love you to join us, you'll meet like-minded people, and open the door on a whole new aspect of Hertfordshire's gardens.

Charity No. 1010093

24 ♦ HATFIELD HOUSE WEST GARDEN C2

Hatfield, AL9 5HX. The Marquess of Salisbury, 01707 287010, r.ravera@hatfield-house.co.uk, www.hatfield-house.co.uk. Pedestrian entrance to Hatfield Park is opp Hatfield train stn. From here you can obtain directions to the gardens. Free parking is available, please use AL9 5HX with a SatNav. **For NGS: Sat 16 Mar (11-4). Adm £12, chd £6. For other opening times and information, please phone, email or visit garden website. Donation to a charity to be nominated by Lady Salisbury.** Visitors can enjoy the spring bulbs in the lime walk, sundial garden and view the famous Old Palace garden, childhood home of Queen Elizabeth I. The adjoining woodland garden is at its best in spring with masses of naturalised daffodils and bluebells. Beautifully designed gifts, jewellery, toys and much more can be found in the Stable Yard shops. Visitors can also enjoy relaxing at the Coach House Kitchen Restaurant which serves a variety of delicious foods throughout the day. There is a good route for wheelchairs around the West garden and a plan can be picked up at the garden kiosk.

♿ 🚗 ☕ 🎧

25 NEW HIGH CLOSE C1

41 High Street, Baldock, SG7 6BG. Trevor and Edita Conway, 07775 662977, conway.trevor1@gmail.com. North Hertfordshire. Next door to The Cock pub and behind Finesse Interiors. **Visits by arrangement 1 June to 21 July for groups of up to 30. Adm £5, chd free. Light refreshments. Tea, coffee, wine and cakes available.** Set behind an historic C17 house (not open) and within a walled garden, this hidden gem is just a few moments from the bustling market street in Baldock. A semi formal, contemporary walled garden, landscaped in the early 1980s, was updated in 2020 by Daniel Shea design. Wheelchair access to most of the garden.

♿ 🚗 ☕

26 HILL HOUSE C2/D2

Stanstead Abbots, Ware, SG12 8BX. Mr & Mrs J M Pilkington. Nr Stanstead Abbots from A10 turn E on to A414; then B181 for Stanstead Abbots; L at end of High St, garden 1st R past Church. **Sun 28 Apr (12-4). Adm £5, chd free. Light refreshments.** A nine acre hilltop garden and woodland. Many species of roses, herbaceous border, water garden, woodland walks and blossoming orchards. Lovely view over Lea Valley. Wheelchair access is possible, but garden has gravel paths and steep contours.

♿ 🐕 ☕ 🎧

27 8 KINGCROFT ROAD B2

Southdown, Harpenden, AL5 1EJ. Zia Allaway, www.ziaallaway.com. 1½ m S of Harpenden town centre. From Harpenden take the St Albans Rd A1081 S. At 1st r'about turn L onto Southdown Rd. Continue straight over 3 r'abouts to Grove Rd. Take the 3rd turning on R to Coleswood Rd. Take 1st turning on L. **Evening opening Sun 25 Aug (5.30-8.30). Wine. Mon 26 Aug (2-6). Home-made teas. Adm £4, chd free.** Beautiful mature town garden designed by garden writer and designer in a contemporary informal style, with small pond and pebbled beach area, gravel garden, a wide range of summer bulbs, herbaceous perennials and shrubs, mature trees, shady borders, greenhouse, and inspirational container displays. A small courtyard features flower-filled window boxes and fruit in raised beds.

🐕 ✨ ☕ 🎧

28 16 LANGLEY CRESCENT B2

St Albans, AL3 5RS. Jonathan Redmayne. ½ m S of St Albans city centre. J21a M25, follow B4630. At mini-r'about by King Harry Pub turn L. At big r'about turn R along A4147, then R at mini-r'about. Langley Cres is 2nd L. **Evening opening Fri 5 July (5-8). Wine. Sat 6 July (2.30-5.30). Home-made teas. Adm £5, chd free.** A compact walled garden set on a slope with a wide range of unusual herbaceous perennials, shrubs and trees, both edible and ornamental, and a gentle ambience. The rear garden is divided into two parts; the lower section comprises extensive herbaceous beds inc a collection of *Phlomis* and leads to a secluded area for quiet contemplation beside a wildlife pond surrounded by rambling roses. Fruit trees, herbaceous borders for pollinators, glasshouse and plant propagation also feature. Access by wheelchair to most areas of the garden, inc paved paths, grass and brick terrace beside pond. Garden is on a slope.

♿ ✨ ☕ 🎧



There is something
for everyone this season.



HATFIELD PARK

With over 400 years of history, Hatfield
Park invites you to escape into the past
and enjoy a perfect day out.

Gardens open Spring 2024



Surround yourself
with history at
Hatfield House



Come and
explore the
exquisite gardens



Enjoy the
tranquil Park and
Woodland Walks



SCAN HERE TO
FIND OUT MORE
AND TO BOOK
YOUR TICKETS

WWW.HATFIELDPARK.CO.UK

T:01707 287010

E:VISITORS@HATFIELD-HOUSE.CO.UK

29 12 LONGMANS CLOSE B3

Byewaters, Watford, WD18 8WP. Mark Lammin, 07966 625559, mark.lammin@ngs.org.uk, www.instagram.com/hertstinytropicalgarden. Leave M25 J18 (A404) & follow Rickmansworth/Croxley Green then A412 to Watford. Follow signs for Watford & Croxley Business Parks & then NGS signs. Park on neighbouring roads if you can. **Sat 3, Sun 4 Aug (2-6). Adm £4, chd free. Home-made teas. Home-made cakes also available.**

Visits also by arrangement 6 July to 1 Sept for groups of up to 10. By arrangement visits are available most evenings until September. Hertfordshire's Tiny Tropical Garden. See how dazzling colour, scent, lush tropical foliage, trickling water and clever use of pots in a densely planted small garden can transport you to the tropics. Stately bananas and canna rub shoulders with delicate lily and roses amongst a large variety of begonia, hibiscus, ferns and houseplants in a tropical theme more often associated with warmer climes. The garden is beside beautiful walks along the Grand Union Canal and on the Croxley Boundary Walk (signposted). Croxley Common Moor is a very short level stroll away with acres of open moor land, woods and river. Hertfordshire Life Magazine, August 2022 and August 2023. The Metro August 2022. Access to the back garden is via some small steps.

**30 THE MANOR HOUSE, AYOT ST LAWRENCE C2**

Welwyn, AL6 9BP. 4m W of Welwyn. 20 mins J4 A1M. Take B653 Wheathampstead. Turn into Codicote Rd follow signs to Shaws Corner. Parking in field, short walk to garden. A disabled drop-off point is available at the end of the drive. **Sat 18, Sun 19 May (11-5). Adm £8, chd free. Home-made cakes, tea and coffee.** A six acre garden set in mature landscape around Elizabethan Manor House (not open). A one acre walled garden inc glasshouses, fruit and vegetables, double herbaceous borders, rose and herb beds. Herbaceous perennial island beds, topiary specimens. Parterre and temple pond garden surround the house. Gates and water features by Arc Angel. Garden designed by Julie Toll. Produce for sale. Regional Finalist, The English Garden Magazine's The Nation's Favourite Gardens, 2023 Landscape Magazine, Jan 2023 (pages 12-20). The English Garden Magazine, May 2023 (Front Cover, pages 22-29). The drop off point is 5 min walk from the garden.

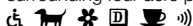
**31 43 MARDLEY HILL C2**

Welwyn, AL6 0TT. Kerrie Lloyd Dawson & Pete Stevens, www.agardenlessordinary.blogspot.co.uk. 5m N of Welwyn Garden City. On B197 between Welwyn & Woolmer Green, on crest of Mardley Hill by bus stop. Please consider our neighbours and other road users when parking. **Mon 27 May (1-5). Adm £5, chd free. Home-made teas.** Refreshments in aid of Rennie Grove Peace Hospice. An unexpected garden created by plantaholics and packed with unusual plants. Focus on foliage and long season of interest. Various areas: alpine bed; sunny border; deep shade; white-stemmed birches and woodland planting; naturalistic stream, pond and bog; chicken house and potted vegetables; potted exotics. Seating areas on different levels. Homegrown plants for sale. This garden is proud to provide plants for the National Garden Scheme's Show Garden at Chelsea Flower Show 2024. Featured in Garden News and Garden Answers.

**32 NEW MILL END FARMHOUSE C1**

Mill End, Sandon, Buntingford, SG9 0RP. John and Jane Davies, 07739 864312, john.davies@camlad.org.uk. 2m W of Buntingford. From S, E and N; Turn off A10 towards Sandon and proceed 1½m and Mill End Farmhouse is on the L. From W; Proceed through Sandon towards Buntingford. **Sat 8, Sun 9 June (11-4). Adm £6, chd free. Home-made teas.** Visits also by arrangement May to Sept for groups of up to 20. Refreshments can be arranged at booking.

A large garden around a C16 farmhouse, completely renovated since 2020, designed by Julie Toll. The 1½ acre garden is set out in several themes, prairie, woodland, pond and shrub areas, with wild flower meadows in the garden and surrounding four acre paddock. Designated car parking next to the garden.



The art of sitting
comfortably



 RHS | SOFAS & STUFF

www.sofasandstuff.com/rhs



© The Royal Horticultural Society. Trade marks of The Royal Horticultural Society (Registered Charity No 222879/SC038262) used under licence from RHS Enterprises Limited.

BB THE MILL HOUSE C2

31 Mill Lane, Welwyn, AL6 9EU. Sarah & Ian Marsh, www.instagram.com/the_mill_house_garden/. Old Welwyn. J6 A1M approx $\frac{3}{4}$ m to garden, follow yellow arrows to Welwyn Village. **Wed 24, Sat 27, Sun 28 Apr (2-5.30). Adm £5, chd free. Home-made teas.** Refreshments in aid of Isabel Hospice. An abundance of over 2,000 colourful tulips will greet you as you enter over the mill stream bridge which leads to this romantic walled garden full of spring planting which set off this listed Mill House. Ancient apple and box trees under planted with tulips and Narcissi within which nestles a box parterre and vegetable planters, magnolia tree and colourful terrace. Live Music at the weekend. Regional Finalist, The English Garden's The Nation's Favourite Gardens 2021. Wheelchair access, some gravel and uneven paths.

♿ ✿ ☕ 🎵

BB MORNING LIGHT B3

7 Armitage Close, Loudwater, Rickmansworth, WD3 4HL. Roger & Patt Trigg, 01923 774293, roger@triggmail.org.uk. From M25 J18 take A404 towards Rickmansworth, after $\frac{3}{4}$ m turn L into Loudwater Ln, follow bends, then turn R at T-junc & R again into Armitage Close. Limited parking for cars. **Sun 21 July (1-5). Adm £5, chd free. Light refreshments. Tea, coffee and biscuits.** Visits also by arrangement May to Sept for groups of up to 20. South facing plantsman's garden, densely planted with mainly hardy and tender perennials and shrubs in a shady environment. Astilbes and phlox prominently featured. The garden inc island beds, pond, chipped wood paths and a raised deck. Tall perennials can be viewed advantageously from the deck. Large conservatory (450 sq. ft) stocked with sub-tropicals.

✿ ☕ 🎵

BB PATCHWORK B2

22 Hall Park Gate, Berkhamsted, HP4 2NJ. Jean & Peter Block, 01442 864731, patchwork2@btinternet.com. 3m W of Hemel Hempstead. Entering E side of Berkhamsted on A4251, turn L 200yds after 40mph sign. **Sun 5 May, Sun 18 Aug (2-5). Adm £5, chd free. Light refreshments.** Refreshments in aid of Tring Lions. Visits also by arrangement Apr to Oct for groups of 5 to 30.

$\frac{1}{4}$ acre garden with lots of year-round colour, interest and perfume, particularly on opening days. Sloping site containing rockeries, two small ponds, herbaceous borders, island beds with bulbs in spring and dahlias in summer, roses, fuchsias, hostas, begonias, patio pots and tubs galore - all set against a background of trees and shrubs of varying colours. Seating and cover from the elements. Featured in April 2023 edition of Hertfordshire Life. The side entrance is very narrow. Users of collapsible wheelchairs can be accommodated on the patio, but not elsewhere in the garden.

🐕 ✿ ☕

BB PIE CORNER B3

Millhouse Lane, Bedmond, WD5 0SG. Bella & Jeremy Stuart-Smith, 07710 099132, piebella1@gmail.com, www.instagram.com/piecornergarden/. Near Watford, Hemel Hempstead & St Albans. 1½ m from J21. 3m from J20 of M25. J8 of M1. Go to the centre of Bedmond. Millhouse Ln is opp the shops. Entry is 50m down Millhouse Ln. Parking in field. **Sun 5 May (2-5). Adm £6, chd free. Home-made teas.** Plants in aid of Sunnyside Rural Trust. Visits also by arrangement 10 Feb to 25 Sept for groups of 15+. A garden designed to complement the modern classical house. Formal borders near the house, pond, views across a large lawn, punctuated with wildflowers to the valley beyond. More informal shrub plantings with bulbs edge the woodland. A dry gravel garden leads through more meadow planting to the vegetable garden. Enjoy blossom, tulips, wild garlic, bluebells and young rhododendron in late spring. Early spring bulbs inc masses of snowdrops and daffodils followed by lovely shrubs, perennials and wild roses. Gardens Illustrated, 2021. Wheelchair access to all areas on grass or gravel paths except the formal pond where there are steps. There are some steep grassy slopes.

♿ ✿ ☕ 🎵

YOU'RE IN GOOD HANDS...



ClockhouseNursery

QUALITY PLANTS AT GENUINE LOW PRICES SINCE 1928

At Clockhouse Nursery, we stick to what we've been good at for over ninety years – selling first class shrubs, perennials, patio and bedding plants.

Whether you're a professional gardener, a dedicated amateur or simply a weekend potterer, you're in good hands at Clockhouse Nursery.

Forty Hill, Enfield, Middlesex, EN2 9EU | T. 020 8363 1016 | info@clockhousenursery.co.uk

www.clockhousenursery.co.uk

37 THE PINES C2

58 Hoe Lane, Ware, SG12 9NZ. Peter Laing. Approx ½m S of Ware centre. At S (top) end of Hoe Ln, close to Hertford Rugby Club (car parking) and opp Pinewood Sch. Look for prominent white gateposts with lions. **Sun 26 May, Sun 29 Sept (2-5.30). Adm £5, chd free. Tea.**

Plantsman's garden with many unusual plants, created by present owner over 30 years. An acre, on an east to west axis so much shade, sandy soil over chalk but can grow ericaceous plants. Front garden formal with fountain. Main garden mature trees, herbaceous borders and island beds. Features inc gravel garden, pergola and obelisk with moss rose "William Lobb". Among many specimen trees, the rare Kashmir cypress. Wheelchair access unless recent heavy rain.

♿ ☕ 🎵

38 RUSTLING END COTTAGE C2

Rustling End, Codicote, SG4 8TD. Julie & Tim Wise, www.instagram.com/juliewise2018. 1m N of Codicote. From B656 turn L into '3 Houses Ln' then R to Rustling End. House 2nd on L. **Wed 15 May (2-5.30). Home-made teas. Evening opening Fri 17 May (5.30-8.30). Wine. Adm £5, chd free.**

Meander through our wildflower meadow to a cottage garden with contemporary planting. Behind lumpy hedges explore a garden managed for wildlife. Natural planting provides an environment for birds, small mammals and insects. Our terrace features drought tolerant low maintenance plants. A flowery mead surrounds the formal pond and an abundant floral vegetable garden provides produce for the summer. Hens in residence. www.rustlingend.com.

✳ ☕ 🎵

39 ♦ ST PAUL'S WALDEN BURY B2/C2

Whitwell, Hitchin, SG4 8BP. The Bowes Lyon family, 01438 871218, stpaulswalden@gmail.com, www.stpaulswaldenbury.co.uk. 5m S of Hitchin. On B651; ½m N of Whitwell village. From London leave A1(M) J6 for Welwyn (not Welwyn Garden City). Pick up signs to Codicote, then Whitwell. **For NGS: Sun 28 Apr, Sun 19 May, Sun 30 June (2-6). Adm £7.50, chd free. Home-made teas. For other opening times and information, please phone, email or visit garden website. Donation to St Paul's Walden Charity.**

Spectacular formal woodland garden, Grade I listed, laid out 1720, covering over 50 acres. Long rides lined with clipped beech hedges lead to temples, statues, lake and a terraced theatre. Seasonal displays of daffodils, cowslips, irises, magnolias, rhododendrons, lilies. Wildflowers are encouraged. This was the childhood home of the late Queen Mother. Children welcome. Dogs on leads. Pre-booking available online at ngs.org.uk. Good wheelchair access to part of the garden. Steep grass slopes in places.

♿ 🐕 🚗 ☕ 🚶 🎵

"The National Garden Scheme's generous funding supports our work to ensure that everyone, no matter who they are, where they are or why they are ill, receives the best possible care at end of life. Their £450,000 donation in 2023 will enable us to continue supporting over 200 hospices in the UK that provide care for people facing terminal and life shortening illnesses and ensure that more than 300,000 adults and children – along with their loved ones and carers – are supported across our hospice network each year." - Hospice UK



PLANT FAIRS ROADSHOW

The best specialist nurseries at great venues near you!

11 Feb, 11am–3pm	Hole Park, Rolvenden, Kent TN17 4JA
21 Apr, 10am–5pm	Arundel Castle, Arundel, W. Sussex BN18 9AB
28 Apr, 10am–3pm	Ramster Gardens, Godalming, Surrey GU8 4SN
12 May, 10am–3pm	Borde Hill Gardens, Haywards Heath, W. Sussex RH16 1XP
21–25 May	RHS Chelsea Flower Show. See us in the Grand Pavilion!
2 June, 12pm–5pm	Sussex Prairie Garden, Henfield, W. Sussex BN5 9AT
9 June, 11am–4pm	Benington Lordship Gardens, Stevenage, Herts. SG2 7BS
16 June, 10am–3pm	Leonardslee Lakes & Gardens, Horsham, W. Sussex RH13 6PP
23 June, 11am–4pm	Herstmonceux Castle, Hailsham, E. Sussex BN27 1RN
6 July, 11am–4pm	Horniman Museum & Gardens, Forest Hill, London SE23 3PQ
18 Aug, 11am–4pm	Hole Park, Rolvenden, Kent TN17 4JA
1 Sept, 12pm–5pm	Sussex Prairie Garden, Henfield, W. Sussex BN5 9AT
15 Sept, 10am–3pm	Borde Hill Gardens, Haywards Heath, W. Sussex RH16 1XP
22 Sept, 11am–4pm	Mount Ephraim Gardens, Faversham, Kent ME13 9TX

www.plant-fairs.co.uk

Follow Along:



GROUP OPENING

40 ST STEPHENS AVENUE GARDENS B2/B3

St Albans, AL3 4AD. 1m S of St Albans City Centre. From A414 take A5183 Watling St. At mini r'about by St Stephens Church/King Harry Pub take B4630 Watford Rd. St Stephens Ave is 1st R. **Sun 30 June, Sun 1 Sept (2.30-5.30).** Combined adm £7, chd free. Home-made teas.

20 ST STEPHENS AVENUE

Heather & Peter Osborne.

30 ST STEPHENS AVENUE

Carol & Roger Harlow.

Only five doors apart, these two town gardens have been developed in totally different but equally inspiring ways, from an innovative drought tolerant front garden full of Achilleas, Eryngiums and self seeding perennials, to paths winding through borders packed with richly scented roses, clematis, flowering shrubs and hardy plants. The garden at no 20 has been a labour of love since 1993. A series of 'rooms' entices visitors to explore. Specimen trees and fragrant climbers blur the boundaries and provide peaceful seclusion. Colourful patio containers, hostas, wildlife pond, seating in sun and shade, home-made cakes and teas served in the conservatory, WC. The graveled front at no 30 leads round to a sunken garden used as an outdoor kitchen to enjoy the fruits of a productive allotment. Clipped box, beech and hornbeam in the back garden provide a cool backdrop for the strong colours of the double herbaceous borders. A gate beneath an apple arch frames the view to the park behind. Plants for sale at June opening only.

✿ ☕ ☺

41 SARRATT COMMUNITY GARDEN B3

The Green, Sarratt, Rickmansworth, WD3 6AT. Flo Garvey, m.facebook.com/sarrattcommunitygarden/. Directly behind Sarratt Post Office Stores, in the centre of Sarratt Village. **Sun 19 May (11-4).** Adm £5, chd free. Home-made teas.

A thriving, productive community garden, growing fruit, veg and cut flowers for local people. This garden is run on organic principles, with a passion for the environment and education. There will be refreshments available, and there is space to sit for around 30 people. Parking is available in the village (extra in the KGV playing fields if needed), though walking and cycling are encouraged. Wheeled access to refreshment area only. Paths in the garden unsuitable.

✿ ☕ ☺

42 SERENDI C1

22 Hitchin Road, Letchworth Garden City, SG6 3LT. Valerie, 07548 776809, valerie.aitken22@gmail.com, www.instagram.com/serendigarden/. 1m from city centre. A1M J9 signed Letchworth on A505. At 2nd r'about take 1st exit Hitchin A505. Straight over T-lights. Garden 1m on R. **Sun 18 Feb (11-4.30).** Adm £5, chd free. Light refreshments. Refreshments in aid of Garden House Hospice Care. Visits also by arrangement 7 Apr to 31 Oct for groups of 10 to 25.

Massed snowdrops and other spring bulbs. Many different areas within a well designed garden: silver birch grove, a 'dribble of stones', rill, contemporary knot garden, gravel area with alliums. Later in the year an abundance of roses climbing five pillars, perennials, grasses and dahlias. A greenhouse for over wintering, a Griffin glasshouse with, Tibochina, Aeoniums, Pelargoniums and more. Regional Finalist- The English Garden's The Nation's Favourite Gardens. Wheelchair access via gravel entrance, driveway and paths.

♿ 🐕 ✿ ☕ ☺

All entries are subject to change. For the latest information check **www.ngs.org.uk**



Open from
Saturday 23rd
March 2024

£1 off per
person when
you book
online

DISCOVER KNEBWORTH HOUSE & GARDENS

www.knebworthhouse.com



GROUP OPENING

43 SERGE HILL GARDENS B3

Serge Hill Lane, Bedmond, WD5 0RT. www.tomstuartsmith.co.uk. ½m E of Bedmond. Go to Bedmond & take Serge Hill Ln, where you will be directed past the lodge & down the drive. Parking is in a large field. **Sun 2 June (1-5). Combined adm £15, chd free. Pre-booking essential, please visit www.ngs.org.uk for information & booking. Home-made teas.** Refreshments in aid of NGS and Serge Hill Project for Gardening and Health. Plants in aid of Sunnyside Rural Trust.

THE BARN

Sue & Tom Stuart-Smith, www.tomstuartsmith.co.uk/our-work/toms-garden.



NEW THE PLANT LIBRARY

Tom & Sue Stuart-Smith, www.sergehillproject.co.uk.



SERGE HILL

Kate Stuart-Smith.

Three large country gardens a short walk from each other. Tom and Sue Stuart-Smith's garden at The Barn has an enclosed courtyard with tanks of water, herbaceous perennials and shrubs tolerant of generally dry conditions. To the north there are views over the five acre wildflower meadow. The West Garden is a series of different gardens overflowing with bulbs, herbaceous perennials, and shrubs. There is also an exotic prairie planted from seed in 2011. The Plant Library is a collection of over 1000 herbaceous plants first planted in 2021. Next door at Serge Hill, there is a lovely walled garden with a large Foster and Pearson greenhouse, orderly rows of vegetables, and disorderly self-seeded annuals and perennials. The walls are crowded with climbers and shrubs. From here you emerge to a meadow, a mixed border and a wonderful view over the ha-ha to the park and woods beyond. This garden is proud to provide plants for the National Garden Scheme's Show Garden at Chelsea Flower Show 2024. Follow the gardens on Instagram: @tomstuartsmith @suestuartsmith @katestuartsmith @tomstuartsmithstudio. There is a lot of gravel which makes it hard, but not impossible, to push wheelchairs. Parking is in a field.



GROUP OPENING

44 SUNNYSIDE RURAL TRUST TRAIL B3

Two Waters Road, Hemel Hempstead, HP3 9BY. Sunnyside Rural Trust Charity, www.sunnysideruraltrust.org.uk/. The entrance & car park to Sunnyside Hemel Hempstead are found off the Two Waters Rd, behind the K2 restaurant accessed by the rd to its L. **Sat 29 June (10-4). Combined adm £7.50, chd free. Home-made teas at Hemel Food Garden and Northchurch sites. The cafes offer hot & cold drinks, cakes & snacks from the farm shop. The Sunnyside Up cafe has vegetarian and vegan lunch options.**

BERKHAMSTEAD: HP4 2PP

Sunnyside Rural Trust Charity.

HEMEL HEMPSTEAD: HP3 9BY

Sunnyside Rural Trust Charity.

NORTHCHURCH: HP3 9BY

Sunnyside Rural Trust Charity.

Sunnyside Rural Trust is a therapeutic horticultural charity and social enterprise, which supports young people and adults with learning disabilities with training and employment in SW Hertfordshire. The three, six acre gardens are located along the Bulbourne valley, just off the A4251 and close to the Chilterns AONB. The Northchurch site is a market garden using 'no dig' methods, nature trail

with wildlife pond and small animal farm whilst at Sunnyside Berkhamsted there is a vegetable growing area and extensive cane and espalier fruit garden, with a woodland and hazel coppice, each busy with wildlife. The 3rd site - Hemel Food Garden is a Green Flag award winning site that is also a plant nursery growing peat free perennial and annual bedding for domestic and commercial clients. They have an orchard, quiet garden space and market garden, growing a wide range of vegetables for their own use. For a day out why not drop in to all three sites under a combined ticket. A select range of perennial plants, veg seedlings and herb plants will be available for sale as well as homemade chutneys and jams from our own produce. This garden is proud to provide plants for the National Garden Scheme's Show Garden at Chelsea Flower Show 2024. Gardeners World, May 2023. Assisted wheelchair access where there are woodland and grass paths.

♿ 🐕 🌸 ☕ 🎵

45 9 TANNSFIELD DRIVE B2

Hemel Hempstead, HP2 5LG. Peter & Gaynor Barrett, 01442 393508, peteslittlepatch@virginmedia.com, www.peteslittlepatch.co.uk. Approx. 1m NE of Hemel Hempstead town centre & 2m W of J8 on M1. From M1 J8, cross r'about to A414 to Hemel Hempstead. Under footbridge, cross r'about then 1st R across dual c'way to Leverstock Green Rd. On to High St Green. L into Ellingham Rd then follow signs. **Sun 7 July, Sun 4 Aug (1.30-4.30).**

Adm £4, chd free. Home-made teas. Visits also by arrangement 17 June to 18 Aug for groups of 10 to 15. A town garden to surprise. Dense planting together with the ever-present sound of water, create an intimate and welcoming oasis of calm. Narrow paths divide, leading visitors on a voyage of discovery of the garden's many features. The owners regularly experiment with the planting scheme which ensures the 'look' of the garden changes from year to year. Dense planting together with simple water features, stone statues, metal sculptures, wall art and mirrors can be seen throughout the garden. As a time and cost saving experiment all hanging baskets are planted with hardy perennials most of which are normally used for ground cover. Wheelchair access doubtful. Entrance to garden 22 inches wide. Most paths have a width of 24 inches.

🌸 ☕ 🎵

www.Langthorns.com

Visit Langthorns and share our passion for plants











Roses . Shrubs . Climbers
 Herbaceous Perennials . Grasses
 Ornamental and Fruit Trees
 Bamboo . Alpines & Herbs
 Wildflowers . Plants for Shade
 Pots . Tools . Compost and more

Open Tues - Sun
 9am - 5pm or DUSK
 Nr. Great Dunmow,
 CM6 1TD

46 NEW TEWIN GREENS C2

Hertford Rd, Welwyn, AL6 0JB. Lloyd Harrison, www.tewinggreens.co.uk. Set within the grounds of Tewinbury farm. Head to the main entrance then follow signs to the main carpark. **Sun 4 Aug (11-3). Adm by donation.** Refreshments available from Tewinbury farm.

Tewin Greens is a market garden set within the beautiful grounds of Tewinbury Farm in Hertfordshire. We grow seasonal vegetables, fruit and flowers using no chemicals, minimum till and organic principles for the local community as well as providing fresh produce to the chefs at Tewinbury as well as other local establishments. www.instagram.com/tewinggreens.

**47 THUNDRIDGE HILL HOUSE C2**

Cold Christmas Lane, Ware, SG12 0UE. Christopher & Susie Melliush, 01920 462500, c.melliush@btopenworld.com. 2m NE of Ware. $\frac{3}{4}$ m from Maltons off the A10 down Cold Christmas Ln, crossing the bypass. **Sun 16 June (2-5.30). Adm £5, chd free. Cream teas.** Refreshments in aid of St Mary's Church, Thundridge. Visits also by arrangement Apr to Oct for groups of 15+.

Well established garden of approx $2\frac{1}{2}$ acres; good variety of plants, shrubs and roses, attractive hedges. Visitors often ask for the unusual yellow only bed, 'A most popular garden to visit'. Wonderful views in and out of the garden especially down to the Rib Valley to Youngsbury and the ruined Tower of St Mary and All Hallows church. Youngsbury was visited briefly by Lancelot 'Capability' Brown. Dogs on leads welcome. A level garden with paved, gravel and grass areas.

**48 WALKERN HALL C2**

Walkern, Stevenage, SG2 7JA. Mrs Kate de Boinville. 4m E of Stevenage. Turn L at War Memorial as you leave Walkern, heading for Benington (immed after small bridge). Garden 1m up hill on R. **Sat 3, Sun 4 Feb, Sat 23, Sun 24 Mar (12-4). Adm £5, chd free. Home-made teas. Warming home-made soup, coffee and cakes also available.** Refreshments in aid of St Mary's Church and 10% to the National Garden Scheme. Plants in aid of National Garden Scheme (10%).

Walkern Hall is essentially a winter woodland garden. Set in eight acres, the carpet of snowdrops and aconites is a constant source of wonder in Jan- Feb. This medieval hunting park is known more for its established trees such as the tulip trees and a magnificent London plane tree which dominates the garden. Following on in March and April is a stunning display of daffodils and other spring bulbs. There is wheelchair access but quite a lot of gravel. No disabled WC.

**49 WARRENWOOD C3**

39 Firs Wood Close, Potters Bar, EN6 4BY. Val & Peter Mackie. Potters Bar, High Street (A1000) fork R towards Cuffley, along the Causeway. Immed before the T-lights/ Chequers pub, R down Coopers Ln Rd. $\frac{1}{2}$ m on L Firs Wood Close. **Sun 23 June (11-5). Adm £5, chd free. Home-made teas. Fantastic selection of home-made cakes.**

Situated within Northaw Park, a three acre garden made up of a woodland area, a field inc a wildflower meadow and a more formal $\frac{1}{2}$ acre around the house. Raised vegetable beds and Victorian greenhouse. Choice of seating areas inc a breeze house, sunken fire pit area and colourful patio benches under the pergola covered with wisteria. Tranquil views up to Northaw village. Wheelchair access is flat from road to back garden and then on grass.



50 WATEREND HOUSE C2

Waterend Lane, Wheathampstead, St Albans, AL4 8EP. Mr & Mrs J Nall-Cain, 07736 880810, sj@nallcain.com. 2m E of Wheathampstead. Approx 10 mins from J4 of A1M. Take B653 to Wheathampstead, past Crooked Chimney Pub, after ½ m turn R into Waterend Ln. Cross river, house is immed on R. **Visits by arrangement Feb to Oct for groups of 20 to 25. Home-made teas and a personalised tour of the garden await you. Adm £12. Refreshments inc in adm.**

A hidden garden of four acres sets off an elegant Jacobean Manor House (not open). Steep grass slopes and fine views of glorious countryside. Large quantities of spring bulbs, formal flint-walled garden. Roses, peonies and irises in the summer. Formal beds and lots of colour throughout the year. Mature specimen trees, ponds, formal vegetable garden and chickens. A meditation garden surrounded by a gallery of hornbeam. Take a peak at a row of elephants! A woodland path lined with hellebores. Hilly garden. Wheelchair access to lower gardens only.

♿ ☕ 🍷 🍷)

51 NEW 30 WEST STREET C2

West Street, Hertford, SG13 8EZ. Barry and Sophy Lennon. www.sophylennon.co.uk. West Street, Hertford. As you walk from town into West St, 30 is opp the Black Horse Pub. West St has limited parking, please use town car park or Sainsbury's and walk. **Evening opening Wed 12 June (5-8). Adm £5. Wine. Sat 15 June (10- 12). Adm £5, chd free. Home-made teas.**

Family garden divided into zones leading to the riverside. Entrance into the courtyard (roses, perennials, small veg patch) with seating under a pergola. Steps to lawn with island beds containing grasses and perennials. Rose arch to a slightly wilder area, and finally riverside deck with planted banks. Garden designed and built by current owners. Planting design to attract bees and wildlife. Not suitable for children under 12.

☕ 🍷 🍷)

52 THE WHITE COTTAGE C2

Waterend Lane, Wheathampstead, St Albans, AL4 8EP. Sally Trendell, 01582 834617, sallytrendell@me.com, www.instagram.com/trendellsally. 2m E of Wheathampstead. Approx 10 mins from J5 A1M Take B653 to Wheathampstead. Soon after Crooked Chimney pub turn R into Waterend Ln, garden 300yds on L. Parking in field opp. **Evening opening Fri 28 June (5-9). Adm £5, chd free. Wine. Soft drinks and nibbles available.**

Idyllic riverside garden of over an acre adjacent to the River Lea which widens to form the garden boundary. A mix of cottage garden, naturalistic and wild areas make this a haven for wildlife which I love to share with my Airbnb guests as well as the public in support of NGS and other charities. A perfect place to relax with a glass of wine on a summer's evening - bring a picnic too.

♿ 🐕 🌸 🚗 ☕ 🚗 🍷)

"The National Garden Scheme's generous donations over the past 11 years have enabled us to fund around 20 new nurse and allied health professional posts, including initial funding for 3 new posts in 2023. We estimate that around 7,000 patients currently benefit from support from nurse posts that have been funded by the National Garden Scheme." - Parkinson's UK

Enjoy the
special magic of
Little Heath
Farm Nursery

"This is one of the loveliest tea rooms my family and I have ever visited. The staff are incredibly kind, hard-working, and welcoming. The food is all home-made and delicious to eat, with pots of tea to accompany your choice of sandwiches, cake, etc. The surrounding nursery is full of beautiful plants, flowers and herbs, the perfect place"

Our Nursery can be found tucked away amongst the trees of Little Heath growing different, unusual plants with a varied selection of alpines, herbaceous perennials, shrubs and trees.

Set around 18th century barns and cottages, the atmosphere is one of a forgotten era, a slower pace. The occasional old farm implement helps to set the scene. Even a dragon can be found hiding in the undergrowth.

Sit and soak up our gentle cottage garden ambience amongst the wildness of nature. Enjoy a light lunch or delicious cream tea by the Tearoom fireplace or out at tables under the vine.



View a virtual tour of our nursery
700 1800077



Little Heath Farm Nursery
Little Heath Lane
Potten End HP4 2RY

T: 07835 200 789
E: plants@lhfn.co.uk
W: littleheathfarmnursery.co.uk